



42211 YELLOWSTONE II

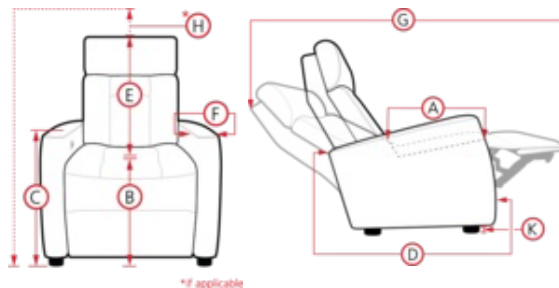
The refined Yellowstone II collection was designed to offer a unique style and superior ergonomic comfort. Inspired by Scandinavian design, it features a slim, gently curved roll arm and box border cushion, with gentle pulls that create a bucket seat to cradle you in comfort. The bucket seat design offers ergonomic support, with multi-density foam at its core to provide years of seating enjoyment. Sophisticated topstitch details emphasize the collections focus on comfort. The Yellowstone II collection is available in a wide assortment of reclining functions, sofa groups and sectional pieces for maximized convenience. A perfect blend of simplicity and polish, it is an elegant collection that exudes contemporary appeal.

FEATURES

- **Cover:** All Palliser Fabrics, All Palliser Leathers
- **Features:** Single and double needle top stitching for luxurious tailoring (on leather and select fabrics), Keep all your devices charged and at your fingertips with built-in USB charging, 2.1 amp, Elegant espresso base
- **Frame Construction:** The majority of Palliser frames are constructed from engineered wood products, hardwood or softwood; joints are pinned and glued for uniformity and strength.
- **Cushions:** Tight seat cushions are engineered using multiple densities of high-resiliency, contour-cut foam for a perfect ergonomic seating experience, Tight back cushions are engineered using multiple densities of contour-cut foam for a perfect ergonomic experience
- **Suspension:** Back suspension features 100% premium elastic webbing to provide consistent comfort and support, Seat suspension features interwoven 100% premium elastic webbing, engineered to provide consistent comfort and endurance
- **Mechanism Activation:** Manual recline with discreetly hidden inside handle, located between the arm and the seat cushion, Power recline with a discreet touch control button switch, located between the arm and the seat cushion



42211 YELLOWSTONE II



A. Seat Depth: 21.1 in / 53.6 cm
 C. Arm Height: 23.9 in / 60.8 cm
 E. Seat Back Height: 27.9 in / 70.8 cm
 G. Reclined Depth: 65.9 in / 167.5 cm

B. Seat Height: 17.7 in / 45.0 cm
 D. Arm Depth: 27.7 in / 70.3 cm
 F. Width of Arm: N/A
 H. Headrest Extension: 10.8 in / 27.4 cm

PALLISER®
 My Home, My Style, My Way™

Measurements displayed here represent the standard for this series. Some pieces may vary.



09 Corner Curve Large
 52 x 52 x 33"
 133 x 133 x 85cm



10 Armless Chair
 23 x 37 x 40"
 60 x 95 x 101cm



30 Armless Manual Recliner
 60 Armless Power Recliner
 23 x 37 x 40"
 60 x 95 x 101cm



51 Sofa Manual Recliner
 61 Sofa Power Recliner
 80 x 37 x 40"
 204 x 95 x 101cm
 IA: 69" / 176cm



53 Loveseat Manual Recliner
 63 Loveseat Power Recline
 57 x 37 x 40"
 146 x 95 x 101cm
 IA: 46" / 119cm



85 Corner Curve Small
 43 x 43 x 32"
 110 x 110 x 82cm



W0 Wedge w/Storage
 16 x 31 x 24"
 40 x 78 x 61cm



W2 Console w/Storage
 13 x 31 x 24"
 34 x 78 x 61cm



32 Rocker Manual Recliner
 31 Wallhugger Power Recliner
 34 Swivel Glider Manual R
 38 Swivel Glider Power Re
 33 x 37 x 40"
 84 x 95 x 101cm
 IA: 21" / 55cm



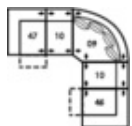
46 RHF Manual Recliner
 47 LHF Manual Recliner
 66 RHF Power Recliner
 67 LHF Power Recliner
 29 x 37 x 40"
 73 x 95 x 101cm

POPULAR CONFIGURATIONS

Note: Always assemble configurations from right hand facing to left hand facing. Dimensions are shown as width x depth.




M1 4-Seat Console
 Separated Reclining



MA 5-Seat Curved Corner
 Large Reclining Sectional



MX 3-Seat Wedge
 Separated Angled Reclining

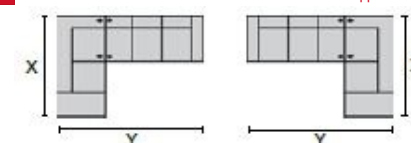


MY 4-Seat Wedge
 Separated Angled Reclining



MZ 3-Seat Console
 Separated Reclining

Dimensions are the same for reverse direction where applicable.



Specifications are correct at time of printing and are subject to change without notice.

LHF = left hand facing means the "end arm" is on the LEFT HAND SIDE of the upholstered piece when you are standing in front of the piece.

RHF = right hand facing means the "end arm" is on the RIGHT HAND SIDE of the upholstered piece when you are standing in front of the piece.

Actual measurements for each item may vary from what is shown here. Please allow up to a +/- 1 inch difference.